

# BEMIDJI COMMUNITY FOOD SHELF (BCFS) NEED AND ACCESS ASSESSMENT PRELIMINARY SURVEY RESULTS



## Compiled by: Women United's Community Assessment Committee

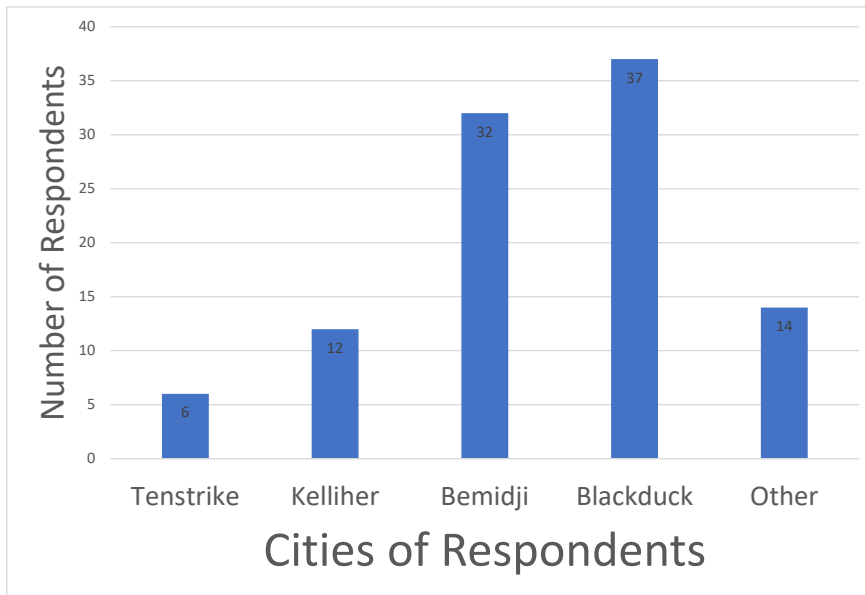
**Mary Mitchell**, Bemidji Community Food Shelf  
**LaVon Dennistoun**, Bemidji Area Business Women  
**Annie Butler Ricks**, United Way of Bemidji Area

**Ruth Sherman**, Community Resource Connections  
**Gloria Collyard**, Bemidji Community Food Shelf  
**Amy Mastin**, Kelliher Public School

\*Special thanks to Travis Ricks, Bemidji State University, for data analysis.

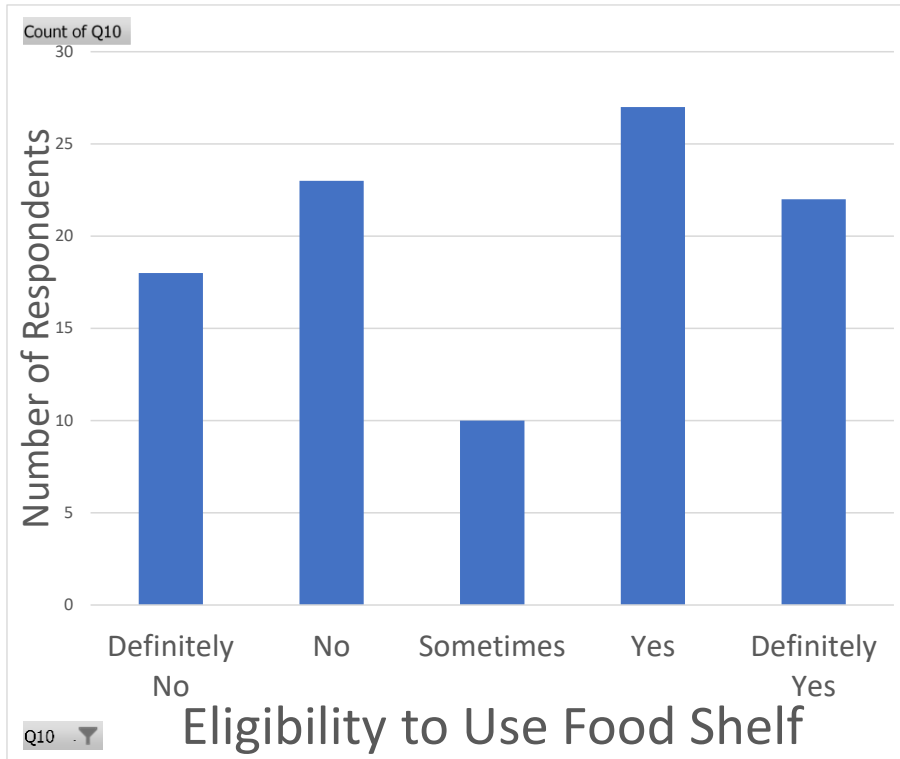
The Community Assessment Committee was formed to assess the need for a mobile food pantry in Bemidji and other communities. Gathering responses to the survey was very difficult during COVID-19, but the committee worked hard to reach those who might need a mobile food pantry. The survey was administered both online and in paper formats.

The Community Assessment Committee collected **101 survey responses** for these initial results.

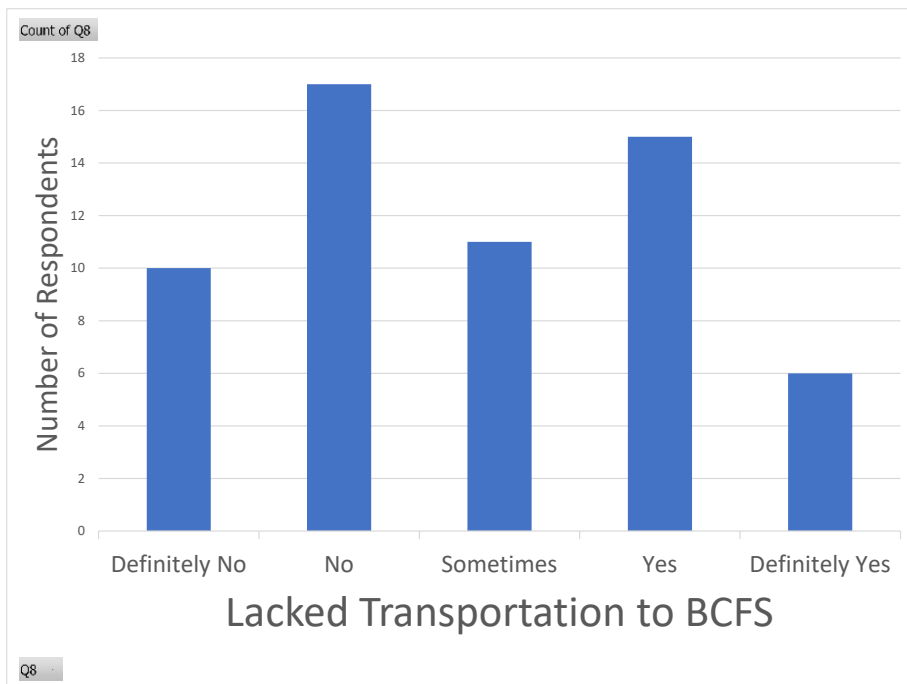


“Other” includes: Crookston, Hines, Inger, Cass Lake, Laporte, Puposky, Red Lake, Redby, Saum, Shevlin, Wilton.

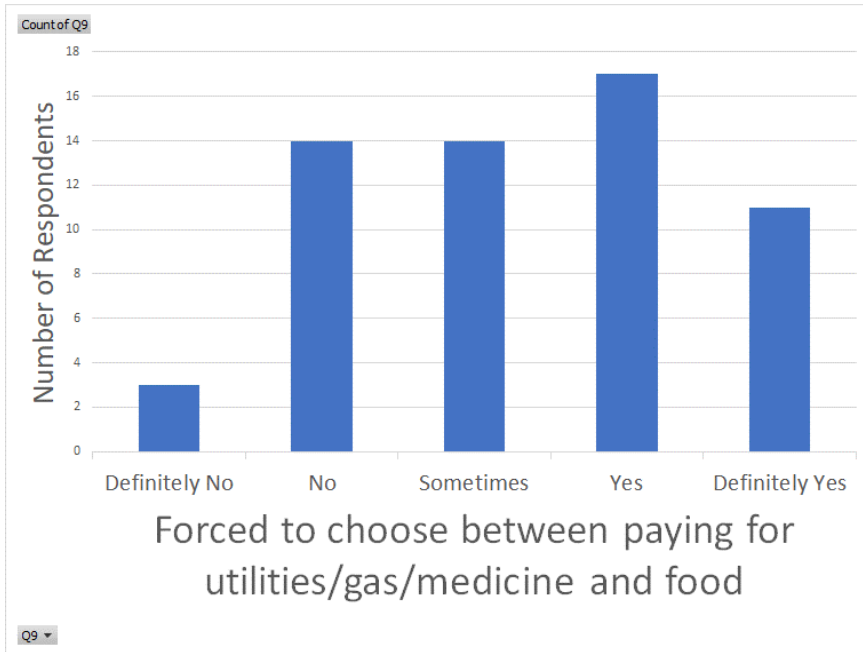
**59% of respondents** answered that they “sometimes,” “yes,” or “definitely yes” receive benefits that signify they **are eligible to use the Bemidji Community Food Shelf.**



Of the 59% who are eligible to use the BCFS, **54% answered that they have not visited BCFS due to a lack of transportation.**



Of the 59% who are eligible to use the BCFS, **71% answered that they have had to choose between paying for utilities/gas/medicine and food.**



Of those who answered that they have not visited BCFS due to a lack of transportation:

**89% cannot drive themselves to the BCFS**

**51% do not have a valid driver's license**

**70% do not have a working vehicle**

**84% do not have a friend who can drive them to the BCFS**

